



DJ-200

HIGH-PRESSURE JET WASHER

Powerful performance for tough cleaning tasks engineered for efficiency and reliability.



+91 9205551085
+91 7982456944

sales@dyncleanindustries.com



1st Floor, 13-B Kattabomman Street, Gandhi Nagar, Ganapathy,
Coimbatore, TN - 641006
4th floor, Block-B, Plot No-9, Pocket 3, Sector 17 Dwarka, Dwarka,
Delhi, 110078

Product Size & Specifications


The DJ-200 High-Pressure Jet Washer is a powerful and efficient cleaning solution with advanced pressure technology and eco-friendly design for maximum performance.



Pressure	170Bar	Weight	150Kg
Flow Rate	17L/Min	Water Tank	200L
Fuel	Diesel	Working Time	N/A
Power	5.5Kw	Product Size	180x135x97cm
Voltage	N/A	Hose Length	10mtr
Speed	3400Rpm		

High-Pressure Jet Washer with Advanced Features

Equipped with a powerful engine, real-time pressure gauge, and durable design for efficient and convenient cleaning.




High-Pressure Jet Washer: Built for Performance

Featuring a full copper pump, expanded fuel tank, and convenient feeding port for efficient and uninterrupted cleaning.



The visual pressure gauge
pressure gauge can display the pressure in real time, which is convenient and quick



High-pressure water pump
full copper enlarged pump head, excellent performance




Increase the fuel tank
standard capacity to meet long-term use needs



Feeding port
large opening, fast feeding, no leakage

High-Efficiency Copper Pump System

Designed for multi-person operations with dual outlets for simultaneous spraying, ensuring faster and more efficient performance.



1.To meet the needs of multi-person operations

2.simultaneously pull the pipe on both sides to spray medicine

3.more efficient

4.reserved double outlets

BarMPA 170 Bar High-Pressure Sprayer with 200L Tank

Powerful pressure and large capacity for efficient cleaning and spraying tasks.

200L



Hand-push design

Easy to move, big casters are not afraid of all kinds of road conditions



Enlarged explosion-proof tires



Universal wheels with brakes

Simple Operation Steps

Effortless setup with step-by-step instructions for smooth and efficient use.



1. Add engine oil to 2/3 of the oil gauge, too little will easily damage the pump



2. turn on the flameout switch



3. adjust the oil circuit switch before starting



4. start the pull rope, first please pull it to 3-4 times and then pull it back hard



5. adjust Press the handle to release the pressure, and then adjust the pressure regulating wheel on the top



6. complete the start

Applied to Multiple Scenarios

Efficiently handles various tasks such as garden irrigation, car washing, farmland spraying, and breeding farm cleaning with powerful performance.




Garden irrigation



Household car washing



Farmland spraying



Breeding car washing

Dynaclean – Redefining Cleaning Excellence



Contact Us

+91 9205551085
+91 7982456944

sales@dynacleanindustries.com



1st Floor, 13-B Kattabomman Street, Gandhi Nagar, Ganapathy,
Coimbatore, TN - 641006
4th floor, Block-B, Plot No-9, Pocket 3, Sector 17 Dwarka, Dwarka,
Delhi, 110078